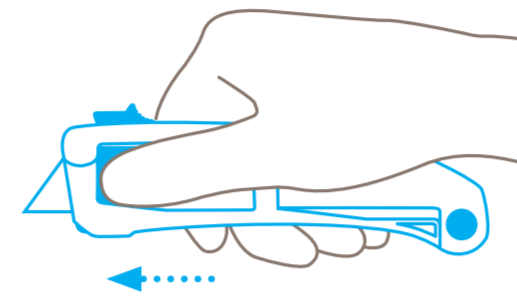


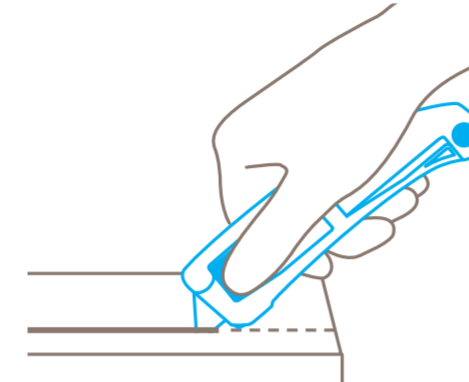
SECUPRO MAXISAFE



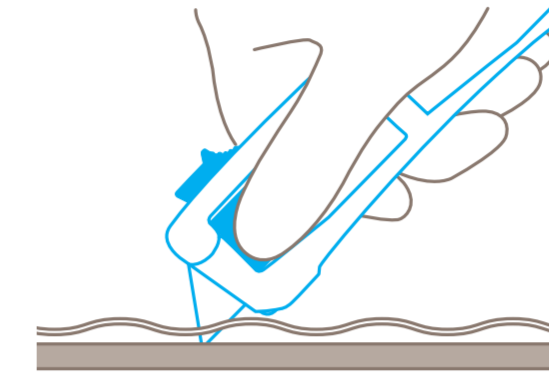
USAGE



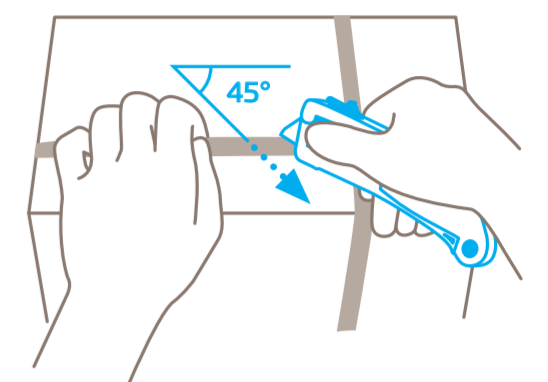
Use the slider to **engage the blade** for cutting.



It is safe to leave your **thumb on the slider** whilst cutting.

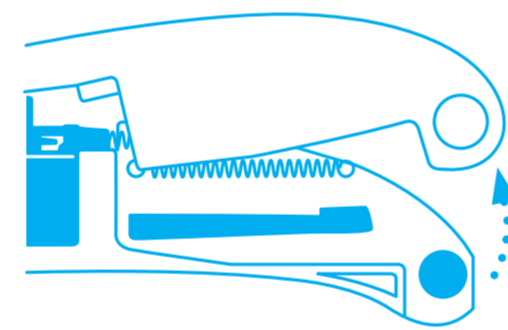


When cutting film, be sure there is **enough counter-pressure** that the blade does not retract by itself.

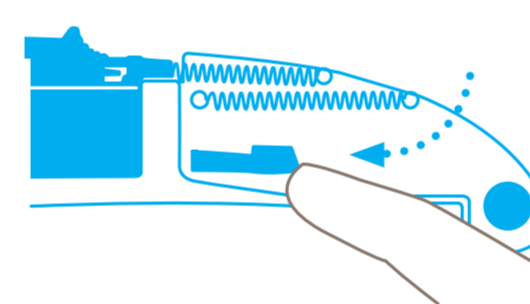


For best results, cut plastic strapping band **diagonally** (at a 45° angle).

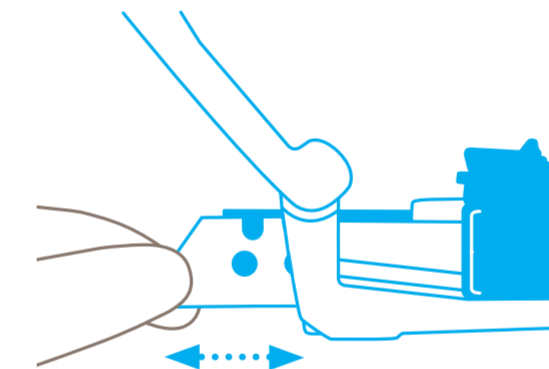
BLADE CHANGE



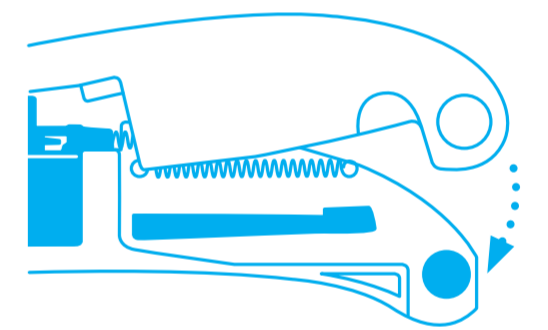
To change the blade, **press the button** at the end of the knife and fold open the upper half of the handle.



Release the blade carrier by **pressing down and pushing forward**, as indicated.

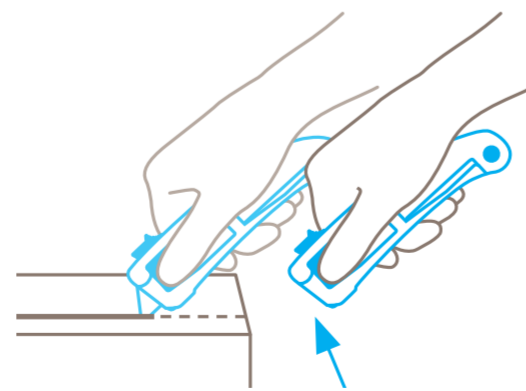


Now either **rotate or change the blade**, before pulling the blade carrier back into its original position.



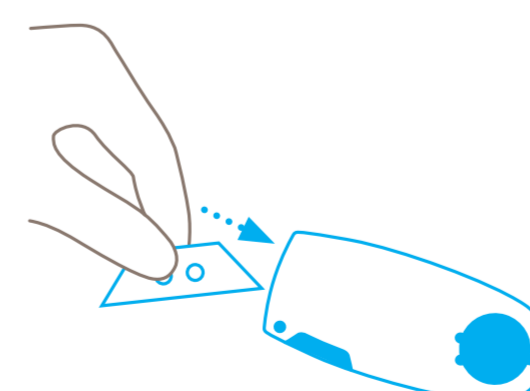
Finally, fold the **upper half of the handle back down** until it snaps into place. Please check blade retraction!

PROTECTION OF USER

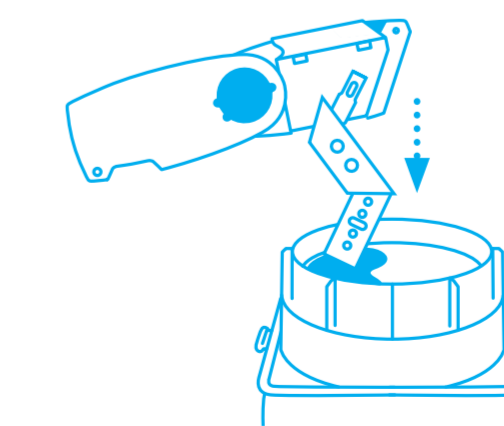


The blade automatically retracts into the handle the moment cutting ceases. Even when the slider is still **being held forwards**.

DISPOSAL



Your **SAFEBOX** is the best place to store **used blades**.



When the **SAFEBOX** is full, **empty all contents** into your **USED BLADE CONTAINER**.

Please note: To ensure your product always functions flawlessly, regularly remove any impurities. For additional safety, we recommend wearing gloves.