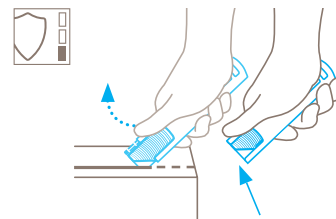


TECHNICAL DATA SHEET

SECUNORM 185 NO. 18500410

Safety technology



Automatic blade retraction – a high degree of safety

The automatic blade retraction of the SECUNORM 185 guarantees a high degree of safety from cut injuries. As soon as you have started to cut, take your thumb off the slider. Then the blade will retract into the handle immediately after leaving the material being cut.



COMPACT SAFETY KNIFE WITH AUTOMATIC BLADE RETRACTION. ESPECIALLY FOR CUTTING CARDBOARDS.

Order No. 18500410.02

Lots of knife requiring little space.

Efficiency is important when opening cartons and pallets. Just what the nimble and robust SECUNORM 185 has been designed for. The compact safety knife impresses with features rarely found in this product group, such as a stainless steel handle, a large slider and easy blade change. changing. Other benefits are the automatic blade retraction and a choice between steel and ceramic blades.

Robust and practical

The SECUNORM 185's handle is made of stainless steel, designed for frequent cutting and long service. The knife has an ergonomic practical format and lightweight design to make cutting easier.

Optimal slider

The double-sided slider is suitable for both right and left handers. It has a large surface for perfect operation even when wearing gloves. Grooves on the slider improve slip resistance.

Safe blade change

Simply hold down the blade change button and pull out the slider from the front to give access to the magnet-fixed blade. The plastic insert and handle remain together so that nothing will be lost.

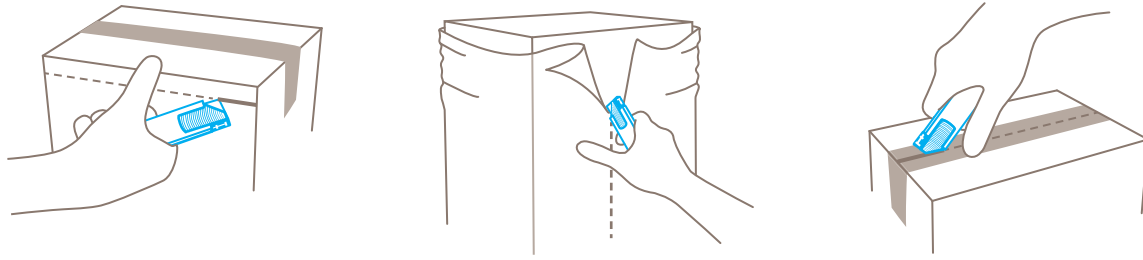
Practical eyelet

The SECUNORM 185 is equipped with a eyelet for attaching a strap, securing the knife to be on hand as soon as the next package needs opening.

4-cutting edge blade

The blade has four cutting edges that can be used one after the other. This makes economic and ecological sense and, with a fresh cutting edge, you can always cut like new.

USAGE



PRODUCT FEATURES

Technical features



High safety



Safer blade change
(with magnet)



Abrasion resistant



Ergonomic



4-cutting edge blade



Cutting depth



Ceramic blade compatible



For right and left handers



Lanyard hole

Main cutting materials



Cardboard: up to 2-ply



Wrapping, stretch and
shrink foil



Tape



Plastic strapping band



Layers of foil or paper



Yarn, cord



Textile, material

Installed blade



NO. 92
0.40 mm

Optional blade



NO. 192
0.40 mm,
stainless



NO. 92C
0.50 mm, ceramic,
deep-edged



NO. 60092
0.40 mm,
rounded blade tips

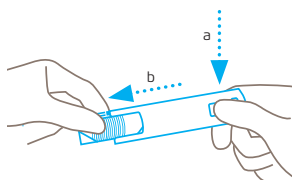


NO. 92043
0.40 mm,
deep-edged

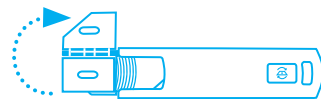


NO. 192043
0.40 mm, deep-edged,
stainless

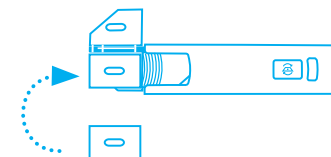
BLADE CHANGE



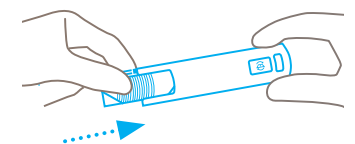
Press the blade change button downwards and **at the same time** pull out the slider all the way from the front.



Open up the blade cover.



Reverse or replace the blade. Make sure you position the blade **exactly** over the location lobes. Close the cover.



Finally, re-insert the slider and blade **fully into the handle**.

SERVICES OFFERED



Safety poster



Technical data sheet



Consulting service

PRODUCT AND PACKAGING DETAILS

Order No.	NO. 18500410.02	Packaging unit	1 in single unit box
Knife size (L x W x H)	102 x 26 x 7.2 mm	Size Single unit box	103 x 10 x 29 mm
Weight knife	32.0 g	Weight single unit box	35.5 g
Basic material	Stainless steel	EAN Code single unit box	4002632802164
Cutting depth	9 mm	Quantity in outer pack	20 knives
		Size outer pack	118 x 52 x 108 mm
		Weight outer pack	740.0 g
		EAN Code outer pack	4002632852169
		Customs tariff number	82119300

SAFETY CERTIFICATE

Date of issue	08.01.2021
Certification	GS certificate NO. 180823-7255-55094-2021

Certificates and awards



SAFETY ADVICE

To ensure that you use your new MARTOR knife safely and most effectively, please read and note the following user-instructions. Please keep the written guide in a safe place so that you can access it at any time.

1. General application instructions: Please always use the product carefully for manual cutting work only and not for any purposes other than those that are intended. Please take the correct handling and the proper use of the knives into account in this regard. As an additional safety measure, we recommend the wearing of safe gloves.

2. Special application instructions to avoid the danger of injuries: Always take great care when handling the product. Before first use, familiarise yourself with the safety technology and how it works. Before every further use, check the knife for proper functioning. Only use cutting tools that are in perfect condition with sharp, clean and undamaged MARTOR blades. Also make sure that the knife's operation is not impaired by the material to be cut or by dirt or particle deposits around the blade. **CAUTION: The blade is sharp and can result in serious and deep cuts. Therefore, never reach into the blade!** Do not place your free hand in the line of cutting and never cut directly towards you.

3. Replacement of spare parts: Replace any blades that become dull at the right time! Use only the replacement blades from MARTOR for this purpose. Dispose of old blades in a proper fashion. They should not be placed in a waste paper bin, as this poses a considerable danger of injuries. Never perform any repairs yourself. If the knife shows signs of aging or any other wear, e.g. which impair safety features, blade changing or usage, the knife must be taken out of service and replaced. Do not modify this product in any way. Modifications of any kind may impair product safety. **CAUTION:** The risk of injury caused by manipulation of this product is extremely high.

4. Non-use of the knife: Always secure the blade in such a way (depending on product type) that injuries due to cuts are excluded. Store the knife in a secure place.

5. Care instructions: To guarantee a long service life, always keep the knife clean and do not expose it to unnecessary soiling and humidity.

CAUTION: No liability will be assumed for consequential losses. Subject to technical changes and errors! This knife does not belong in the hands of children!

ACCESSORIES

BELT HOLSTER S WITH CLIP NO. 9920



What do you do with your cutting tools when you are not actually using them? The MARTOR BELT HOLSTER S is a robust holder that allows you to carry all compact MARTOR knives as well as our safety scissors at all times. In addition, the compartments are designed to allow you to load different tools: for example you can also carry a pen or a pack of blades. The MARTOR BELT HOLSTER is the ideal place to stow your tools safely when moving from A to B - and have them at hand, as soon as they are required.

SAFEBOX NO. 108000




The SAFEBOX is large enough to store a large number of used blades safely. And at the same time, it is compact enough to carry with you. The two slits are not only used for filling, but also to "shorten" your snap-off blades. When your SAFEBOX is full, empty it into your USED BLADE CONTAINER.

USED BLADE CONTAINER NO. 9810



You can fill the USED BLADE CONTAINER with the content of your SAFEBOX. Or directly with your used blades. When the box is full, turn the lid until it shuts. Now the box cannot be reopened. The next step is to safely and completely dispose of the filled USED BLADE CONTAINER as normal waste.

WALL MOUNT BRACKET USED BLADE CONTAINER NO. 9845



Include it in your order now! With this mounting bracket you can fix your USED BLADE CONTAINER to a central location. Use the clamp and screws and nuts supplied with the product to attach it to either a pipe or a rod.

MANUFACTURER

MARTOR KG | Lindgesfeld 28 | 42653 Solingen | Germany
T +49 212 73870-0 | info@martor.de | www.martor.com