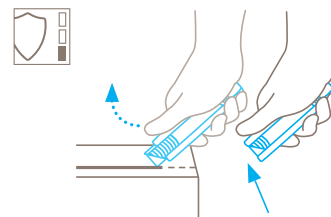


TECHNICAL DATA SHEET

SECUNORM 175 NO. 175001

Safety technology



Automatic blade retraction – a high degree of safety

The automatic blade retraction of the SECUNORM 175 ensures a high degree of safety from cut injuries. As soon as you have started cutting, take your thumbs off the slider. And the blade will immediately retract into the handle after leaving the material being cut.



COMPACT SAFETY KNIFE WITH AUTOMATIC BLADE RETRACTION, ESPECIALLY FOR CUTTING CARDBOARDS.

Order No. 175001.02

Surprisingly comfortable, incredibly capable.

Those who like cutting with the SECUNORM HANDYCUT will definitely be won over by our new SECUNORM 175. With the SECUNORM 175, we've taken all the good features of our popular little cardboard cutter... and made them even better. Blade change, for example, is incredibly easy here. With its ergonomic form and a fresh design, the SECUNORM 175 is a versatile, straight forward, compact pocket-rocket.

4-times usable blade

Why do you benefit more from your blade? With its four sharp edges, it can be rotated four times. That's why. The result? Blade life is quadrupled and you stay sharp for longer.

Ergonomic handle

MARTOR wants to make your work easier for you, which is why we always have ergonomics in mind. With its small size and rounded off end, there's nothing uncomfortable about this cutter. A grooved slider offers grip for even better handling.

Easy blade change

Once again we've improved blade change. Simply press against the blade change button and pull to open the handle. The slider automatically folds up, revealing the blade. Rotate or change and continue cutting.

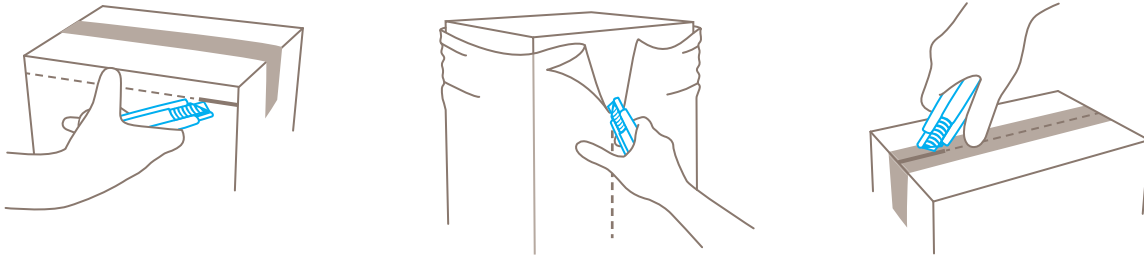
Double-sided slider

The SECUNORM 175 is user friendly in the best sense of the word. And with its double sided slider, it is suitable for both, right and left handed users. No modification required.

Practical eyelet

A cutting tool as handy as the SECUNORM 175 fits in your pocket. Mostly! To make your cutter even more available, you can pull a strap through the eyelet. And hang it around your wrist, for example.

USAGE



PRODUCT FEATURES

Technical features



High safety



Tool-less blade change



Abrasion resistant



Very ergonomic



4-times usable blade



Cutting depth



For right and left hander



Lanyard hole



Printable for promotional purposes

Main cutting materials



Cardboard: up to 2-ply



Wrapping, stretch, and shrink foil



Tape



Plastic strapping band



Bagged goods



Layers of foil or paper



Yarn, cord

Installed blade



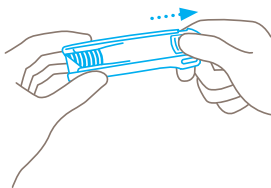
NO. 45
0.30 mm

Optional blade

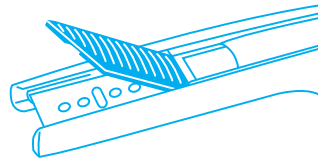


NO. 145
0.30 mm, stainless

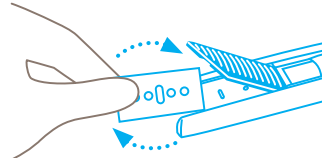
BLADE CHANGE



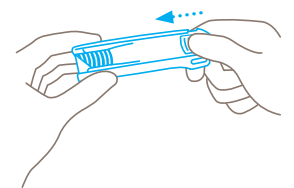
Press the blade-change button and **pull out the plastic insert**.



The blade cover opens **automatically**.



Now you can **turn or change** the blade.



Finally, push the plastic insert back into the handle, until you **hear it click into place**.

SERVICES OFFERED



Safety poster



Training video



Technical data sheet



Consulting service

PRODUCT AND PACKAGING DETAILS

| | | | |
|-------------------------------|--------------------------------|---------------------------------|----------------------|
| Order No. | NO. 175001.02 | Packaging unit | 1 in single unit box |
| Knife size (L x W x H) | 109.5 x 13.5 x 34 mm | Size Single unit box | 112 x 15 x 35 mm |
| Weight knife | 31.0 g | Weight single unit box | 36.0 g |
| Basic material | Glass fibre reinforced plastic | EAN Code single unit box | 4002632921087 |
| Extended blade length | 13 mm | Quantity in outer pack | 20 knives |
| Cutting depth | 10 mm | Size outer pack | 148 x 78 x 116 mm |
| | | Weight outer pack | 770.5 g |
| | | EAN Code outer pack | 4002632972409 |
| | | Customs tariff number | 82119300 |

SAFETY CERTIFICATE

| | |
|----------------------|---|
| Date of issue | 25.05.2018 |
| Certification | GS certificate NO. 603609-6669-55094-2018 |

Certificates and awards



SECURITY ADVICE

To ensure that you use your new MARTOR knife safely and most effectively, please read and note the following user-instructions. Please keep the written guide in a safe place so that you can access it at any time.

1. General application instructions: Please always use the product carefully for manual cutting work only and not for any purposes other than those that are intended. Please take the correct handling and the proper use of the knives into account in this regard. As an additional safety measure, we recommend the wearing of safe gloves.

2. Special application instructions to avoid the danger of injuries: Only use knives that are in perfect condition and have sharp, clean and undamaged MARTOR blades. Employ the utmost care when handling the knives. Prior to use, familiarise yourself with the safety features and their functioning. Ensure that these safety features are not impaired by the type of material to be cut. **CAUTION:** The blade is sharp and can result in serious and deep cuts. Therefore, never reach into the blade! Do not place your free hand in the line of cutting and never cut directly towards you.

3. Replacement of spare parts: Replace any blades that be-

come dull at the right time! Use only the replacement blades from MARTOR for this purpose. Dispose of old blades in a proper fashion. They should not be placed in a waste paper bin, as this poses a considerable danger of injuries. Never perform any repairs yourself. If the knife shows signs of aging or any other wear, e.g. which impair safety features, blade changing or usage, the knife must be taken out of service and replaced. Do not modify this product in any way. Modifications of any kind may impair product safety. **CAUTION:** The risk of injury caused by manipulation of this product is extremely high.

4. Non-use of the knife: Always secure the blade in such a way (depending on product type) that injuries due to cuts are excluded. Store the knife in a secure place.

5. Care instructions: To guarantee a long service life, always keep the knife clean and do not expose it to unnecessary soiling and humidity.

CAUTION: No liability will be assumed for consequential losses. Subject to technical changes and errors! This knife does not belong in the hands of children!

ACCESSORIES

BELT HOLSTER M WITH CLIP NO. 9921




What do you do with your cutting tools when you are not actually using them? The MARTOR BELT HOLSTER M is a robust holder that allows you to carry all midsize MARTOR cutters as well as our safety scissors at all times. In addition, the interior and exterior pockets are designed to allow you to load different tools: for example you can carry an extra cutter, a pen and a pack of blades. The MARTOR BELT HOLSTER is the ideal place to stow your tools safely when moving from A to B - and have them at hand, as soon as they are required.

USED BLADE CONTAINER NO. 9810



You can fill the USED BLADE CONTAINER with the content of your SAFEBOX. Or directly with your used blades. When the box is full, turn the lid until it shuts. Now the box cannot be reopened. The next step is to safely and completely dispose of the filled USED BLADE CONTAINER.

WALL MOUNT BRACKET USED BLADE CONTAINER NO. 9845



Include it in your order now! With this mounting bracket you can fix your USED BLADE CONTAINER to a central location. Use the clamp and screws and nuts supplied with the product to attach it to either a pipe or a rod.

SAFEBOX NO. 108000



The SAFEBOX is large enough to store a large number of used blades safely. And at the same time, it is compact enough to carry with you. The two slits are not only used for filling, but also to „shorten“ your snap-off blades. When your SAFEBOX is full, empty it into your USED BLADE CONTAINER.

MANUFACTURER

MARTOR KG | Lindgesfeld 28 | 42653 Solingen | Germany
T +49 212 73870-0 | info@martor.de | www.martor.com