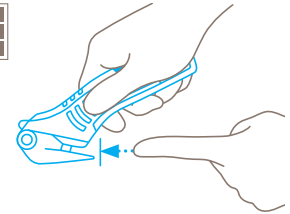


TECHNICAL DATA SHEET

SECUMAX 320
NO. 32000110



Safety technology



Concealed blade – a maximum degree of safety

The SECUMAX 320 blade is not an open one, but is hidden from people and goods. This provides you with a maximum degree of safety from cut injuries and from damage to goods.



SAFETY KNIFE WITH CONCEALED BLADE, ESPECIALLY FOR CUTTING FILM AND PLASTIC STRAPPING BAND.

Order No. 32000110.02

Film cutter, state-of-the-art.

The environmentally friendly SECUMAX 320 instantly impresses with its award-winning design. Closer examination reveals its inner values. The SECUMAX 320's ergonomic handle casing is made from at least 80% recycled plastic plus fibreglass reinforcement. It has a blade head specially designed for opening film and strapping bands and splitting adhesive tape. Its concealed blade guarantees maximum work safety.

Safety first

The concealed blade and rounded nose reliably protects you and your products. At the same time, the knife head is designed to ensure that cutting materials optimally reaches the blade.

Blade change made easy

For efficient cutting, make sure to turn or replace the blade regularly: Simply lift up the blade change button and remove the cover. You can then directly access the 4-cutting edge blade.

Perfect ergonomics

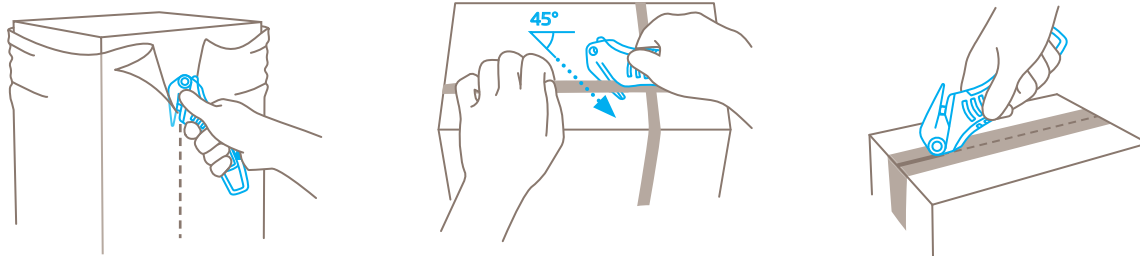
The rounded handle fits snugly in your hand for effortless cutting, particularly of film and strapping band. The pre-set cutting angle is also beneficial for your hand and arm and supports you in your tasks.

Sustainable built

The SECUMAX 320's handle casing is made from at least 80% recycled plastic plus fibreglass. A long service life is also ensured by the high-quality material and first-class build. This also contributes to environmental sustainability.













Two splitting depths

When splitting tape, you now have a choice of depth between 5 mm and 3.5 mm – for even more goods protection. Just open the handle, turn around the splitter, finished. Working with the splitter is just as uncomplicated. Pierce the tape and away you go.















PRODUCT FEATURES

Technical features

 Maximum safety	 Safer blade change (with magnet)	 Abrasion resistant	 Very ergonomic
 4-cutting edge blade	 Cutting depth	 Ceramic blade insertable	 Tape splitter
 Soft grip	 For right and left handers	 Lanyard hole	 Printable for promotional purposes

Main cutting materials

 Wrapping, stretch, and shrink foil	 Layers of foil or paper	 Plastic strapping band	 Cardboard: 1-ply
 Tape	 Bagged goods	 Textile, material	 Felt
 Safety belt	 Leather	 Coated film	 Laminated film

Installed blade



NO. 92043
0,40 mm, deep-edged

Optional blade

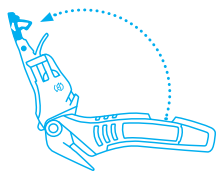


NO. 92C
0.50 mm, ceramic

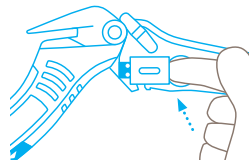


NO. 192043
0.40 mm, deep-edged, stainless


BLADE CHANGE



Fully open the blade carrier from the handle using the blade change button.



Place the thumb on the blade change symbol and open up the blade cover. Remove the blade from the side. Turn or change the blade.



Then align the blade **to the left edge** and insert exactly onto the locating lugs.



Close the blade cover and **fold the blade carrier back** into the handle letting the blade change button **audibly snap** into place.

SERVICES OFFERED



Safety poster



Training video



Technical data sheet



Consulting service

PRODUCT AND PACKAGING DETAILS

Order No.	NO. 32000110.02	Packaging unit	1 in single unit box
Knife size (L x W x H)	158 x 13 x 56 mm	Size Single unit box	168 x 19 x 62,0 mm
Weight knife	48.0 g	Weight single unit box	64.0 g
Basic material	Glass fibre reinforced plastic	EAN Code single unit box	4002632800900
Cutting depth	4 mm	Quantity in outer pack	10 knives
		Size outer pack	128 x 98 x 173,0 mm
		Weight outer pack	698.0 g
		EAN Code outer pack	4002632850905
		Customs tariff number	82119200

SAFETY CERTIFICATE

Date of issue	13.07.2023
Certification	GS certificate NR. 186513-7809-55094-2023

Certificates and awards



SAFETY ADVICE

To ensure that you use your new MARTOR knife safely and most effectively, please read and note the following user-instructions. Please keep the written guide in a safe place so that you can access it at any time.

1. General application instructions: Please always use the product carefully for manual cutting work only and not for any purposes other than those that are intended. Please take the correct handling and the proper use of the knives into account in this regard. As an additional safety measure, we recommend the wearing of safe gloves.

2. Special application instructions to avoid the danger of injuries: Only use knives that are in perfect condition and have sharp, clean and undamaged MARTOR blades. Employ the utmost care when handling the knives. Prior to use, familiarise yourself with the safety features and their functioning. Ensure that these safety features are not impaired by the type of material to be cut. CAUTION: The blade is sharp and can result in serious and deep cuts. Therefore, never reach into the blade! Do not place your free hand in the line of cutting and never cut directly towards you.

3. Replacement of spare parts: Replace any blades that become dull at the right time! Use only the replacement blades from MARTOR for this purpose. Dispose of old blades in a

proper fashion. They should not be placed in a waste paper bin, as this poses a considerable danger of injuries. Never perform any repairs yourself. If the knife shows signs of aging or any other wear, e.g. which impair safety features, blade changing or usage, the knife must be taken out of service and replaced. Do not modify this product in any way. Modifications of any kind may impair product safety. CAUTION: The risk of injury caused by manipulation of this product is extremely high.

4. Non-use of the knife: Always secure the blade in such a way (depending on product type) that injuries due to cuts are excluded. Store the knife in a secure place.

5. Care instructions: To guarantee a long service life, always keep the knife clean and do not expose it to unnecessary soiling and humidity.

CAUTION: No liability will be assumed for consequential losses. Subject to technical changes and errors! This knife does not belong in the hands of children!

ACCESSORIES

BELT HOLSTER M

NO. 9921



What do you do with your cutting tools when you are not actually using them? The MARTOR BELT HOLSTER M is a robust holder that allows you to carry all midsize MARTOR knives as well as our safety scissors at all times. In addition, the interior and exterior pockets are designed to allow you to load different tools: for example you can carry an extra safety knife, a pen and a pack of blades. The MARTOR BELT HOLSTER is the ideal place to stow your tools safely when moving from A to B - and have them at hand, as soon as they are required.

BELT HOLSTER XXL

NO. 9924



The BELT HOLSTER XXL is a real space miracle. With it, you not only transport your MARTOR cutting tools safely from A to B. All other work utensils are always within reach. The BELT HOLSTER XXL has two large compartments: the inner one is lockable, the outer one is equipped with a knife safety device. You are also well equipped when it comes to carrying options. Choose flexibly between strap, Velcro fastener and clip.

TOOL RETRACTOR

NO. 9960



The TOOL RETRACTOR protects your cutting tool from loss and from falling down. Its core is the heavy-duty Kevlar cord that can be extended up to 90 cm. As soon as you let go of your knife, it is returned to you via the flexible cord. Your hands are free for other activities – the knife always remains at hand. The carabiner is designed for your belt loop, the steel cord at the other end fits through the eyelet of your cutting tool.

USED BLADE CONTAINER


NO. 9810



You can fill the USED BLADE CONTAINER with the content of your SAFEBOX. Or directly with your used blades. When the box is full, turn the lid until it shuts. Now the box cannot be reopened. The next step is to safely and completely dispose of the filled USED BLADE CONTAINER as normal waste.

WALL MOUNT BRACKET USED BLADE CONTAINER

NO. 9845



Include it in your order now! With this mounting bracket you can fix your USED BLADE CONTAINER to a central location. Use the clamp and screws and nuts supplied with the product to attach it to either a pipe or a rod.

SAFEBOX

NO. 108000



The SAFEBOX is large enough to store a large number of used blades safely. And at the same time, it is compact enough to carry with you. The two slits are not only used for filling, but also to „shorten“ your snap-off blades. When your SAFEBOX is full, empty it into your USED BLADE CONTAINER.

MANUFACTURER

MARTOR KG | Lindgesfeld 28 | 42653 Solingen | Germany
T +49 212 73870-0 | info@martor.de | www.martor.com